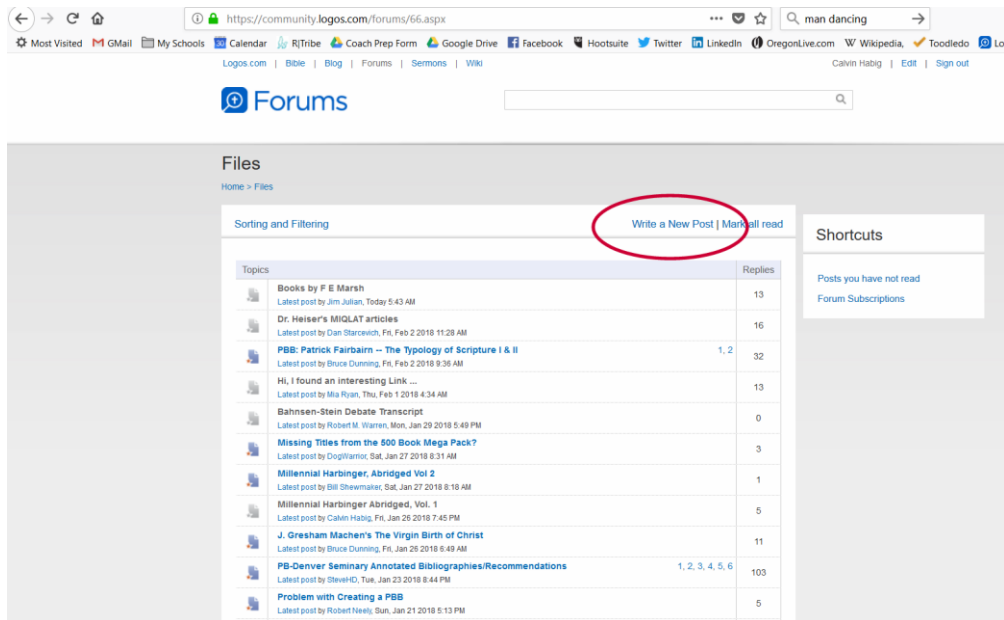


## Uploading a File to the Files Forum in Logos

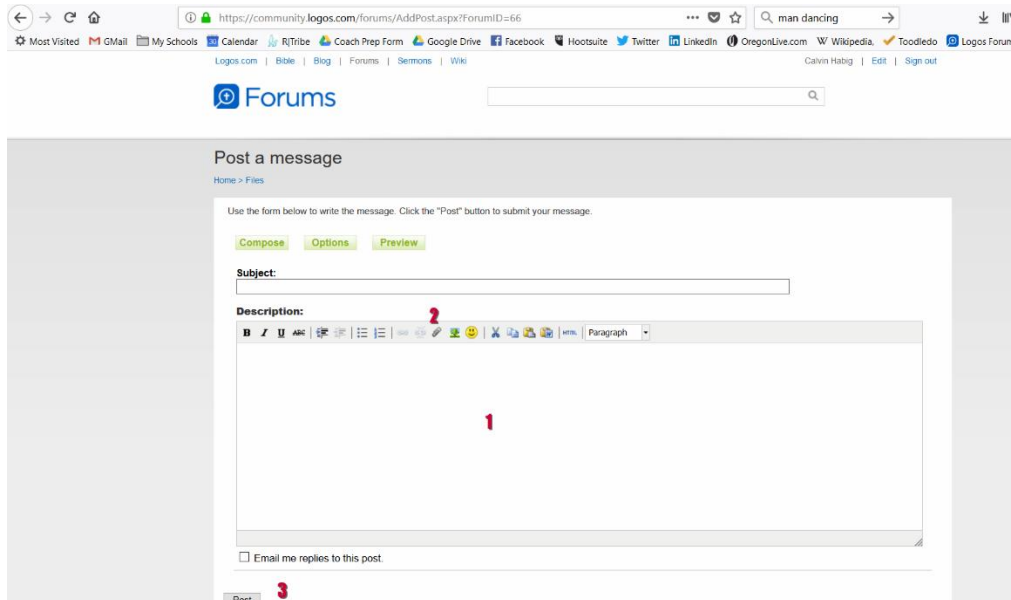
Click on the correct forum link (in this case “Files”).

Click on the link “Write a New Post” at the upper right of the screen:



The screenshot shows the Logos Forum interface for the 'Files' forum. At the top right, the 'Write a New Post | Mark all read' link is circled in red. Below this is a table of forum topics with columns for 'Topics' and 'Replies'. The table lists various topics such as 'Books by F E Marsh', 'Dr. Heiser's MIQLAT articles', and 'PBB: Patrick Fairbairn - The Typology of Scripture I & II'. To the right of the table is a 'Shortcuts' section with links for 'Posts you have not read' and 'Forum Subscriptions'.

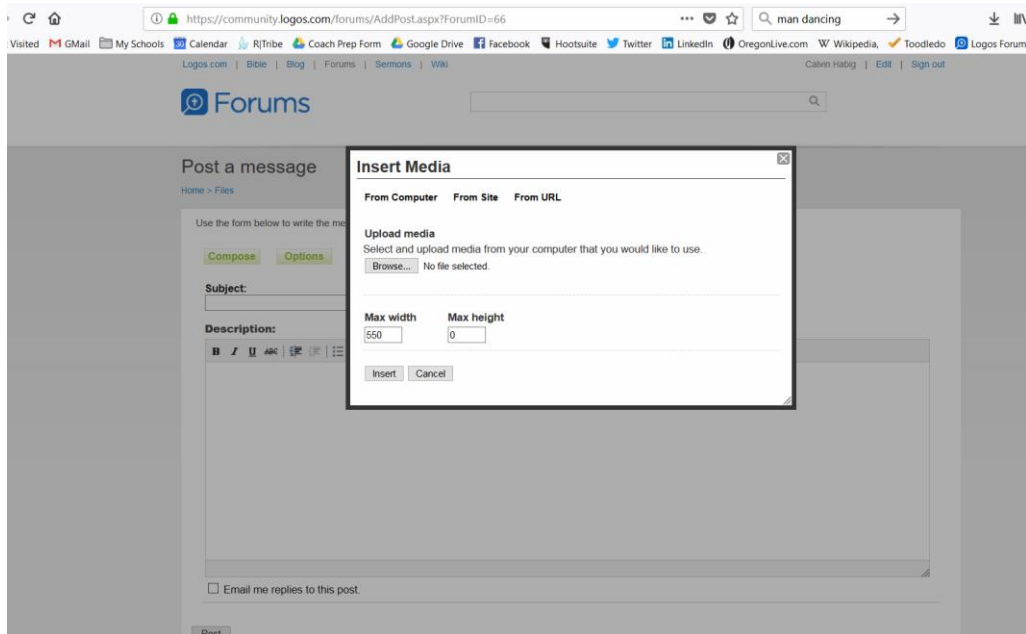
Write your text describing the PB in the text box (1) and give it a descriptive title.



The screenshot shows the 'Post a message' form in the Logos Forum. The 'Subject:' field is labeled with a red '2'. The 'Description:' text box is labeled with a red '1'. At the bottom of the form, there is a 'Post' button labeled with a red '3'. The form includes a rich text editor with various formatting options and a checkbox for 'Email me replies to this post'.

Click on the paper clip icon to attach your file (2)

The upload screen will open:



Hit "Browse" and go to where your life is located and click on it to attach it. Then click "Insert" to insert it in your message.

Click "Post" (3) at the bottom left of your screen it will go up to the forum.

